




INDIAN SCHOOL AL WADI AL KABIR





SYLLABUS FOR THE MONTH OF APRIL, 2024






CLASS II



SUBJECT	WEEK 1	WEEK 2	WEEK 3	WEEK 4
 ENGLISH	<p>Unit 1 – Language – Use of Capital Letters and Punctuation Marks.</p> <ul style="list-style-type: none"> ● Use of Capital letters <p>➤ Worksheet.</p>	<p>Prose – Unit 4 - Hello! Hello!</p> <ul style="list-style-type: none"> ● Introduction <p>Language – Use of Capital Letters and Punctuation Marks.</p> <ul style="list-style-type: none"> ● Use of Capital Letters (continued) <p>➤ Notebook work</p>	<p>Prose – Unit 4 - Hello! Hello!</p> <ul style="list-style-type: none"> ● New Words, ● Framing of Sentences, <p>Language – Use of Capital Letters and Punctuation Marks</p> <ul style="list-style-type: none"> ● Use of Punctuation Marks <p>➤ Notebook Work, ➤ Worksheets ➤ Aural Comprehension</p>	<p>Unit 4 - Hello! Hello!</p> <ul style="list-style-type: none"> ● Framing of Sentences, ● Textual exercises, <p>➤ Notebook Work, ➤ Worksheets, ➤ Paragraph Writing</p>

 <p>HINDI (Second Language)</p>	<p>Introduction of language कविता- पानी बरसा [pg.no. 32] Introduction of भाषा व्याकरण</p>	<p>Recap of वर्णमाला,दसखड़ी Words with संयुक्त व्यंजन [pg.no.56] Half letter words [pg.no.57] कहानी - चीटीं और कबूतर</p>	<p>र के रूप [page-59] चित्र वर्णन Introduction of समानार्थी शब्द Introduction of संज्ञा</p>	<p>Physical class activity पाठ - अ-आ Reading [pg.no. 14-20]</p>
 <p>HINDI (Third Language)</p>	<p>Introduction of language</p>	<p>Revision of वर्णमाला कविता -आलू कचालू</p>	<p>Letters-क्ष,त्र</p>	<p>Letters-ज्ञ,श्र</p>
 <p>MALAYALAM (Second Language)</p>	<p>പരിചയപ്പെടൽ അക്ഷരപ്പാട്ട്</p>	<p>അക്ഷരപരിചയം ചിത്രകഥ</p>	<p>അക്ഷരപ്പാട്ട് ചിത്രകഥ അക്ഷരങ്ങൾ</p>	<p>അക്ഷരങ്ങൾ പദങ്ങൾ കൂട്ടിക്കഥ</p>
 <p>MALAYALAM (Third Language)</p>	<p>പരിചയപ്പെടൽ അക്ഷരപ്പാട്ട്</p>	<p>ചിത്രകഥ അക്ഷരപരിചയം</p>	<p>കഥ അക്ഷരങ്ങൾ</p>	<p>കൂട്ടിക്കവിത അക്ഷരങ്ങൾ പദങ്ങൾ</p>
 <p>TAMIL (Second Language)</p>	<p>மாணவர்களை அறிமுகம் செய்தல். தமிழ் மொழியை அறிமுகம் செய்தல்.</p>	<p>பாடல் - 9 பாடி மகிழ்ந்திடுவோம்</p>	<p>உயிர் எழுத்துக்களை அறிமுகம் செய்தல் பாடல், படம்</p>	<p>உயிர் எழுத்துக்கள் அ, ஆ, இ, ஈ. உ, ஊ,</p>
 <p>TAMIL (Third Language)</p>	<p>மாணவர்களை அறிமுகம் செய்தல். தமிழ் மொழியை அறிமுகம் செய்தல்.</p>	<p>பாடல் - 9 பாடி மகிழ்ந்திடுவோம்</p>	<p>.உயிர் எழுத்துக்களை அறிமுகம் செய்தல் பாடல், படம்</p>	<p>உயிர் எழுத்துக்கள் அ, ஆ.</p>
 <p>FRENCH</p>	<p>Settling period, Introduction and recap.</p>	<p>Greetings, la chanson De l'alphabet, A-m word building, recap 1-20 numbers.</p>	<p>Recap greetings, salutation, n-z word building, Recap numbers - 20-50</p>	<p>Lecon 1 Introduction</p>

(Second Language)				
 <p>FRENCH (Third Language)</p>	Greetings, Salutations, La Chanson de l'Alphabet.	Recap - word building a-d, Numbers 1-20	Recap - word building e-h, Numbers 1-40	Recap - word building i-m, Numbers 1-50
 <p>ARABIC (Third language)</p>	المقدِّمة	الدُّعاء (يا رَبِّنا)	المراجعة حروف الهجائية	المراجعة بحروف الهجائية
<p>अहं सदैव मुक्तोभविष्यामि</p> <p>SANSKRIT (Third language)</p>	भाषायाः परिचयः	संस्कृतवर्णमाला - स्वराः (पुनरावृत्ति)	संस्कृतवर्णमाला - व्यञ्जनानि (पुनरावृत्ति)	संयुक्त व्यञ्जनानि गीतम् - स्वरगीतम्
 <p>MATHEMATICS</p>	<p>Unit 1 - Number Concepts (101-300)</p> <ul style="list-style-type: none"> Revision of Numbers 0-100 Worksheet 	<p>Unit 1 - Number Concepts (101-300)</p> <ul style="list-style-type: none"> Serial Counting - 101-300 Number Names, Biggest/Smallest, Before/After/Between ➤ Workbook Pages-1 to 3 Notebook Work 	<p>Unit 1 - Number Concepts (101-300)</p> <ul style="list-style-type: none"> Place and Place Value Abacus and Expanded Notation Comparing Numbers ➤ Workbook Pages 4, 17 8, 9 and 10 ➤ Notebook Work ➤ Worksheet 	<p>Unit 1 – Number Concepts (101-300)</p> <ul style="list-style-type: none"> Ascending/ Descending Order ➤ Worksheets ➤ Notebook Work Workbook Pages 11 and 12
 <p>EVS</p>	<p>Unit 1 – About Me</p> <ul style="list-style-type: none"> Myself ➤ Worksheets 	<p>Unit 1 – About Me (continued)</p> <ul style="list-style-type: none"> Things I Can Do <p>Unit 4 - Growing Up</p> <ul style="list-style-type: none"> All living things Grow ➤ Worksheets 	<p>Unit 4 - Growing Up (continued)</p> <p>Unit 5 - How Our Body Works</p> <ul style="list-style-type: none"> Internal and External Parts of the Body. 	<p>Unit 5 - How Our Body Works (continued)</p> <ul style="list-style-type: none"> ➤ Worksheets <p>G.K – Unit 21 - Watch Me Grow.</p>

		G.K – Unit 6 - Correct Postures	➤ Worksheets G.K – Unit 8 - Healthy Me	
 COMPUTER SCIENCE	Unit: 1 – More About a Computer. Computer and Man	Unit: 1 - More About a Computer -Types of Computers Unit:6- Let’s Learn Paint -Starting Paint -Parts of the Paint Window	Unit: 1 - More About a Computer -Places Where Computer are used - MS Paint Tools – Line, Circle, Rectangle and Shapes.	Unit: 1 - More About a Computer -Textual exercise Unit:6- Let’s Learn Paint -Filling Colour in a shape -Drawing Freehand
 ART	Colour Concept	Colour Concept	Helicopter	Helicopter
 MUSIC	Introduction to Music	Musical activity-1 Melody Vs. Noise, Eid song	Introduction to 7 basic notes of Music, Eid song continues	Singing 7 notes of Music in tune
 DANCE	Brief introduction about different types of dance.	Locomotor and Non-locomotor Movements	Art Integration (EVS L.1 ME and MY BODY)	ROCK N ROLL THEME DANCE Art Integration (EVS L.1-ME and MY BODY)
 PE	Human body, Understanding body postures, Marching Commands, Minor games	Correction of Postures, Marching Commands, Activity- 50 meter race	Calisthenics exercise, Marching Commands, Activity- 50 meter race	Calisthenics exercise, Marching Commands, Activity- 50 meter race